



P.O. Box 392
Kamloops, BC
V2C 5K9



A MOMENT WITH MONICA

Inside this issue:

<i>Meet Our Executive for 2011-2012</i>	2
<i>Community Projects</i>	3
<i>Membership</i>	4
<i>Fall Retreat</i>	4
<i>Retreat Registration Form</i>	5
<i>A Guide to Sewing Machine Needle Selection</i>	6-7
<i>Quilt-Ins</i>	8
<i>Friday Morning Quilt Outs</i>	8
<i>From Our Past President/ Sunshine Lady</i>	9
<i>Classified Ads</i>	9
<i>Program Committee</i>	10
<i>Quick Calendar</i>	11

Welcome back to another year of great quilting. Last year we “Got to Know..” about our guild, our community and ourselves. I really can work with yellow and orange! This year we are going to go through “A Stitch in Time”. What a great theme. This theme was chosen in part to coincide with the bi-centennial year of our wonderful city. Can you imagine Kamloops back in 1812? What kinds of quits were made that year? Was there indoor plumbing?? “A Stitch in Time” and so we will begin our new year.

A huge thank-you to all who served with me last year, the year would not have been the success that it was without you. We sure got to know one another and we even managed a laugh or two. I am honored to call all of you friends. To everyone who has signed up for the job this year thank-you as well. We are going to have a great year and when we look back in June we will have been but “A Stitch in Time” but we are going to be the stitch that will last and last and last... Welcome back to the Sagebrush Quilt Guild and please join us in making a “Stitch in Time”.

Respectfully submitted by,

Monica Watson

MEETING DATES FOR 2011-2012


We will continue to hold our meetings on the second and fourth Mondays of the month starting at 7:00pm in the Terrace room at TRU.

For the remainder of 2011 our meeting dates are:

September 12 and 26, October 10 and 24, November 14 and 28, and December 14.

In 2011 we'll meet on January 9 and 23, February 13 and 27, March 12 and 26, April 9 and 23, May 14 and 28, and June 11.

Please note that we will meet on holiday Mondays if they fall on the second or fourth Monday of the month.



MEET OUR EXECUTIVE FOR 2011-2012

HELPERS

President	Monica Watson	
Past President/Sunshine	Cheryl Dyck	
Vice-President	Pat Miller	
Secretary	Bev McIntosh	Joan Todd
Treasurer	Loraine Balogh	
Program	Claire E. Johnson	Brenda Eckstein Heather Campbell Jacquie Martell
Membership	Gail Tulloch	Butch Dixon
Newsletter	Marie Allen	Heather Mewhort
Workshop	Lynda McKenzie	Christa Dorion
Library	Joy Gothard	Doffie Borbonnais
Community Projects	Jeri Biron	Mary Abbott Olga Noakes Julie Ottosen
Hospitality	Val Berggren Ann Dunn	Kay Mori Heather Mewhort
Retreats	Doreen Frederick	Susan Ball Butch Dixon Barb Kenyon Marg Johnson
Friday Morning Quilt-Ins	Olga Noakes	
Wednesday Morning Quilt-Ins	Joyce Worsfold	

GET TO KNOW...more Guild members. Join a committee!!



COMMUNITY PROJECTS

Summer has passed very quickly despite the cold and rain. I hope you are looking forward to another year of quilting with your friends. We are ready for another year of Community Projects, with lots of bits and pieces still residing in my basement as well as backing and some batting.

We have continued our donations to the Cancer Ward during the summer vacation and have a start on our numbers.

Our dates at Katja's are:


Sept. 14, 2011	Oct. 12, 2011	Nov. 9, 2011	Dec. 14, 2011
Jan. 12, 2012	Feb. 9, 2012	Mar. 9, 2012	Apr. 13, 2012
May 11, 2012	June 8, 2012		

We invite you to join us for some fun on the second Wednesday of the month from 9 am to 4 pm, or if you prefer to work at home, come to choose some bits and pieces, backing and batting.

Enjoy the remainder of the summer; we have ordered nothing but sunshine until September!

Jeri Biron, Community Project Chair

Ask not what your fabric can do for you, but what you can do for your fabric.



MEMBERSHIP

Membership forms are available on our website and have been sent to you via e-mail. The Membership Committee would be most grateful if you would print and mail in the form and your cheque BEFORE our first meeting in September (September 12th). Please note there are two important statements to consider when filling out the registration form:

1. May we publish your name, address, telephone number, and e-mail address in our 2011-2012 Membership directory?
 YES NO
2. Have you changed your Name, Address, Telephone Number or E-mail address since you registered last year?
 YES NO

If you answer "yes" to question No. 2, would you please highlight or circle the change(s).

To be included in the Membership Directory, the deadline for registration is September 30, 2011.

Gail Tulloch, Membership Committee Chairperson

FALL RETREAT

Welcome back to another year of quilting and comradeship with Guild activities.

Our Fall Retreat is being held October 27-30 at Sorrento.

Registrations can be given to Doreen Frederick, 250-374-6119, or Marg Johnson, 250-372-3194.

To register, please return the registration form with your TOTAL PAYMENT. You may write 2 cheques and post date the second cheque to October 10, 2011. Spots are still available. Details are on the retreat registration form which can be found in this newsletter.

Our information letter will be sent out in October, closer to the retreat.

Deadline for registration is October 10.

Looking forward to seeing everyone on September 12.

Doreen Frederick, Retreat Chairperson

SAGEBRUSH RETREAT REGISTRATION FORM: October 27-30, 2011

NAME: _____

Telephone: _____ **EMAIL:** _____

SHARING A ROOM? No ____; Yes ____ **Roommate:** _____

Massage: Yes ____; No ____

Length: (choose one): 30 min ____; 45 min ____; 60 min ____;

SIGNIFICANT ALLERGIES:

Significant food allergies: _____

Vegetarian: _____

The retreat begins at 2:30 p.m. on Thursday and goes to 2:30 p.m. on Sunday. Please wait outside if you arrive before then.

A three-night stay includes dinner on Thursday. Single rooms may be requested for a three-night stay only. A two-night stay includes dinner on Friday. If you plan to arrive for lunch on Friday, please indicate below.

LENGTH OF STAY: 3 nights ____; 2 nights ____

LODGE PREFERENCE (not guaranteed): Nova Vita ____ Caritas ____

COST PER PERSON: (may change when 2010 rates are updated)

Please indicate your choice:

_____ 3 nights:	\$280.00	(2 cheques for \$140.00 each)
_____ 3 nights/single	\$325.00	(2 cheques for \$162.50 each)
_____ 2 nights:	\$200.00	(2 cheques for \$100.00 each)
_____ 2 nights & Friday lunch:	\$205.00	(2 cheques for \$102.50 each)

_____ Please check if you will not be attending lunch on Sunday, as you have to leave before noon, so we can let Sorrento know.

TO REGISTER: Please return the registration form with your total payment. You may write two cheques and post-date the second cheque to October 10, 2011.

Note: Your **early** registration is very important, as we have to determine if we need one or two buildings for our deposit. As well, Sorrento Centre now requires a nonrefundable guarantee 120 days in advance in order to reserve our booking, hence we need to ensure that there are sufficient numbers of quilters attending.

A GUIDE TO SEWING MACHINE NEEDLE SELECTION

The correct selection of sewing machine needles to suit the thread and fabric being sewn results in more satisfactory stitching. Fine fabrics should be sewn with fine a sewing machine needle, heavier fabrics with heavier sewing machine needles. For best results, sewing machine needles should be replaced when they become even slightly dull or bent or at the completion of every project.

What is a sewing machine needle? It is a slender strand of wire, shaped to precision that delivers thread to the machine to create a stitch. Sewing machine needles have become more sophisticated because of new sewing threads and novel fabrics available in the marketplace. Needles are found in various sizes, with different shapes and with more than one needle on a single crossbar.

Needle Sizes

Needles range in size from very fine 60\8 to a heavy duty needle 120/19. Most needles use the two number measuring system. The higher number relates to the metric system. It defines the needle shaft diameter in fractions of a millimeter. The lower number relates to the system in the U.S and is used to indicate needle shaft diameter.

Type of Needles

Ballpoint Needle

The rounded tip slips between yarns rather than piercing them to eliminate damage in knit fabrics. Use this needle when working on coarse knits, mesh fabrics, interlock knits and other fabrics that tend to run if snagged. You may find a universal point needle is better for finer knits.

Denim Needle

It has an acute point, slender eye and a stronger shaft. Use when sewing tough, heavyweight fabrics such as denim, duck and canvas. A regular sharp-point needle can cause crooked stitches in dense fabric.

Embroidery Needle

This needle has a larger eye and a special scarf (groove above the eye) to protect decorative threads (lustrous rayons and acrylics) from shredding or breaking.

Leather Needle

It has the shape like a wedge at the point which gives it superior piercing power for unyielding fabric such as real leather, suede or heavy vinyl. This needle makes a clean, large hole as it enters the fabric. It is better to tie or seal thread ends rather than backstitching to secure. Sew accurately since removing stitches and restitching will leave hole markings. Synthetic leathers and suedes can and should be sewn with standard needles. A leather needle leaves unnecessarily large holes and weakens seams.

Metallic Thread Needle

The larger eye accommodates heavier threads, pampers delicate metallics that tend to shred and split and makes needle threading easier.

Quilting Needle

A tapered point for stitching through multiple fabric layers and across intersecting seams makes this needle unique. It prevents damage to sensitive, expensive materials used in quilting.

Sharp Point Needle

Sharper than the universal point and more slender through the shaft. Some companies use the term microtex on the label. Use it when sewing on finely woven fabrics, edge stitching on woven fabrics, heirloom stitching on very fine fabrics and sewing on synthetic suede. It is a good choice for smooth stitches on chintz.

Skip-free Needle

This needle has a deeper groove and flatter shank than a universal point. It brings the bobbin thread closer to the needle for stitch formation. While it isn't as strong as a standard needle, this needle may solve stitching problems on synthetic knits and faux suede.

Stretch Needle

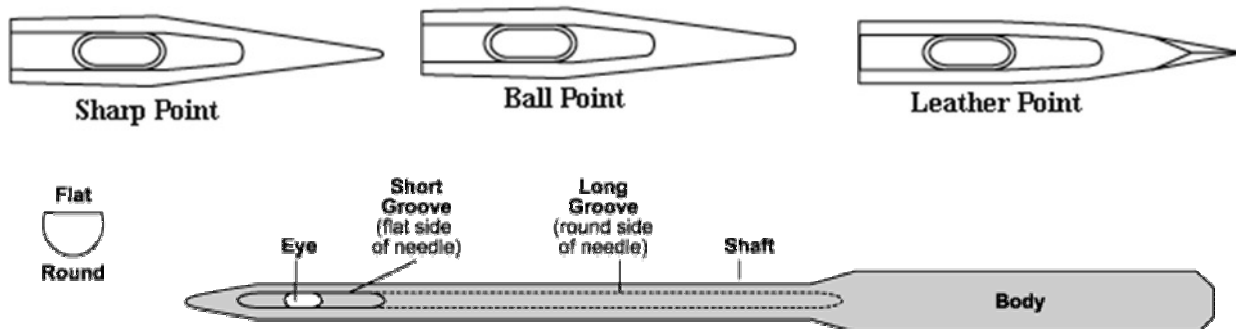
A rounded tip and a specially shaped shank creates good stitch formation on highly elasticized fabrics such as spandex activewear knits, and two way stretch swimwear knits or when sewing through elastic for direct application to a garment.

Topstitching Needle

It has an extra-large eye and deeper groove for use with heavier topstitching thread such as buttonhole twist, 30-weight rayon and cordonnnet, or when using a double thread through the needle for more pronounced stitching.

Universal Point Needles

This needle type has a very slightly rounded point that is quite sharp and used for general sewing of most knit and woven fabrics. The 14/90 size is the top-selling needle on the market. The next best seller is size 11/75.



The first sewing needles were made from bone and were used to sew animal hides together. The oldest known bone ones were found in what is now southwestern France and has been estimated to be over 25,000 years old.



QUILT-INS

Wednesday Morning: 9:30 to Noon

**Coordinator: Joyce Worsfold
250-374-7770**

Friday Morning: 9:30-Noon

**Coordinator: Olga Noakes
250-828-9447**

September 14	Joyce Worsfold	250-374-7770	September 9	Olga Noakes	250-372-8288
September 21	Barb Laing	250-374-4680	September 16	Connie Burriss	250-828-0016
September 28	Doris Blundell	250-573-3848	September 23	Quilt Out	See Below
October 5	Brenda Eckstein	250-573-3848	September 30	Butch Dixon	250-573-5152
October 12	Jeanne Chambers	250-372-1146	October 7	Kathy Wilcox	250-372-8288
October 19	Fay Huley	250-374-2415	October 14	Joan Todd	250-828-0200
October 26	Audrey Sageon	250-372-3958	October 21	Quilt Out	See Below
			October 28	Retreat (Barb Baker)	250-828-6238

FRIDAY MORNING QUILT-OUTS

Quilt-Outs are held at Kamloops Seniors Village (1220 Hugh Allan Drive) from 9 am til 4 pm.

This year's dates are:

September 23, 2011	October 21, 2011	November 25, 2011
January 27, 2012	February 24, 2012	March 23, 2012
April 27, 2012	May 25, 2012	

Cost from September until June is \$60.00. The "drop-in" charge is \$7.50. These fees can be paid at the September 12 Guild Meeting to Doreen Frederick.

Anyone wanting the three course lunch (provided by Kamloops Seniors Village) can place their order with Doreen up to 2 days prior to the Quilt-Out. The cost is \$8.00 and lunch is brought to the Multi Purpose Room where we will be sewing.

Free parking is provided in the two level parkade.

For further information contact Doreen Frederick at 250-374-6119.


FROM OUR PAST PRESIDENT

It's a new guild year, and I'm so excited to work again with Monica and the new executive as past president. There are lots of great things planned for the new year.

In the months to come, if you know of anyone who could use a little "sunshine" in their life, please let me know. Sometimes a card or phone call can truly make a difference.

Here's to a great new year!

Cheryl Dyck



CLASSIFIED ADS

For Sale: Singer featherweight 221k. I would like \$400 for it. For more information call 250-461-9121 or email me scjansen@shaw.ca

I have a Pfaff Select 3.0 sewing machine for sale. Brand new, only been used about four times. Book and accessories included. Price \$500. For more information call Brenda Eckstein at 250-573-3061 or e-mail me at norbreckstein@shaw.ca.

Thanks, Brenda



PROGRAM COMMITTEE

The program committee has held its first meeting and is still very busy planning a number of exciting and fun-filled evenings. Announcements of "what to bring" and "what to prepare" will be circulated by our e-mail blasts. Here are some brief tidbits of what to expect in the near future:

- September 12 - First Meeting** - Ice Breaker - Let's get to know each other!
- Block History- introduction/explanation of heritage blocks
 - Row Robin introduction - get ready to sign up and participate
- September 26 - Program Meeting** - first Block History - 12 1/2" block presented
- Row Robin commences
- October 24 - Programme Meeting** - second Block History - 12 1/2" block presented
- QUILTO - a game just for quilters!

Remember that for every meeting you should bring:

- your coffee mug
- your name tag
- show and tell
- goodies if it's your turn
- notebook and pen

"Fabricologist Resource Centre" aka "fabric stash".



SEPTEMBER AND OCTOBER QUICK CALENDAR

- September 9 Friday Morning Quilt-In
- September 12 Guild Meeting
- September 14 Wednesday Morning Quilt-In
- September 16 Friday Morning Quilt-In
- September 21 Wednesday Morning Quilt-In
- September 23 Friday Morning Quilt-Out
- September 26 Guild Meeting
- September 28 Wednesday Morning Quilt-In
- October 3 Executive Meeting
- October 5 Wednesday Morning Quilt In
- October 7 Friday Morning Quilt In
- October 10 **HAPPY THANKSGIVING**
Guild Meeting
- October 12 Community Projects
- October 12 Wednesday Morning Quilt-In
- October 14 Friday Morning Quilt-In
- October 19 Wednesday Morning Quilt-In
- October 21 Friday Morning Quilt-Out
- October 24 Guild Meeting
- October 27 Wednesday Morning Quilt-In
- October 27-30 **RETREAT**
- October 31 **HAPPY HALLOWEEN**

